

DOMANI

TERRACOTTA

7	ALBI
10	ATLANTIS
18	ATLANTIS NATURAL
23	AXEL
28	BASTIA
33	BATUR
38	BILBAO
43	DALA
46	ESPOO
51	GRAZ
54	HAVANA
61	LAVA
64	LONDON
69	LUANDA
72	MELIDES
79	NARA
82	NUUK
89	PARIS
92	TEXEL
99	VIENNA

CORTEN STEEL

104	COPENHAGEN
109	CORTINA
112	HAGANE

ZINC

119	COLUMN
122	COLUMN POT
127	COOLTABLE
130	CUBIC
135	FOUNTAINS
138	HALF BOWL
143	IN/OUT
146	LABYRINTH
151	ORNAMENTS
154	OVAL ROUND
158	RECTANGULAR
161	RECTANGULAR HIGH
164	ROUND CONICAL

RAKU

170	MINSK
175	MUDA
180	COLOUR & TEXTURE SWATCH OVERVIEW
184	COLOUR COMPOSITIONS
198	TECHNICAL INFORMATION
200	PLANTING ADVICE
202	SAMPLE KIT
204	CONTACT
206	AGENTS

This Table of Contents is interactive – click on an item to go directly to its page.
To return to the Table of Contents, simply click on the page number on the bottom of the page.

TERRACOTTA



For many millennia, terracotta has been used to create beautiful objects of art and earthenware. Indeed, the earliest examples of its use have been traced back to prehistoric times. In harnessing its paradoxes – how the clay can be worked both warm and cold, and how the result can be made to look either soft or severe – the outcome of our endeavours can be both traditional and modern, always surrendering to the proprietary attributes of the clay.

While always maintaining its typical colour, which ranges over different hues of reddish-brown depending on the iron content, our terracotta clay is made using a kaolin base. Its special properties ensure a durable and less porous surface. While in the kiln, it will coalesce, virtually eliminating water absorption. The minimal 3 to 4% water absorption of a Domani terracotta pot ensures that it is frost-proof, lending itself to year-round use in any climate.

Terracotta is a natural material that reacts to its surroundings, slowly developing its character from the mineral content of the water it is exposed to, giving it the almost human-like trait of slowly maturing into its own personality.



Beige | BE




Purple | PU



Green | GRE





TALP60

height	52 cm	20.5 in
width \varnothing	60 cm	23.5 in
weight	43 kg	95 lb

TALP80

height	76 cm	30 in
width \varnothing	80 cm	31.5 in
weight	76 kg	168 lb

TALP100

height	87 cm	34.5 in
width \varnothing	100 cm	39.5 in
weight	85 kg	188 lb

SPECIFICATIONS

indoor & outdoor use | with drainage hole | frost-proof
technique: placed inside a mould

ATLANTIS

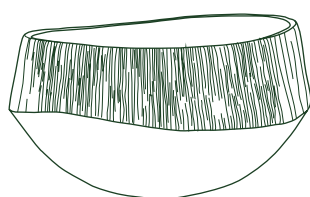


Bronze | BR



Black Metallic | ZM





TAOP60

height	34 cm	13.5 in
width	60 x 50 cm	24 x 20 in
weight	40 kg	89 lb

TAOP80

height	44 cm	17.5 in
width	80 x 70 cm	31.5 x 27.5 in
weight	60 kg	133 lb

SPECIFICATIONS

indoor & outdoor use | without drainage hole | not frost-proof
technique: placed inside a mould

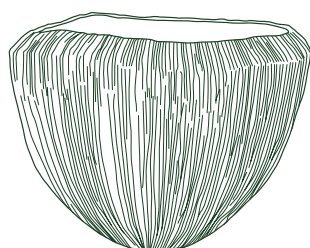


Bronze | BR



Black Metallic | ZM





TAPO58

height	43 cm	17 in
width \varnothing	58 cm	23 in
weight	35 kg	78 lb

TAPO78

height	58 cm	23 in
width \varnothing	78 cm	31 in
weight	51 kg	113 lb

SPECIFICATIONS

indoor & outdoor use | with drainage hole | frost-proof

technique: placed inside a mould

please note this shape needs more care if it is planted and placed outside (see "Planting Advice")

ATLANTIS NATURAL



Natural White | NW1




Natural Sand | NSA



Natural Black | NZW



ATLANTIS NATURAL



TAOP60

height	34 cm	13.5 in
width \varnothing	60 cm	23.5 in
weight	30 kg	66 lb

TAOP80

height	44 cm	17.5 in
width \varnothing	80 cm	31.5 in
weight	55 kg	122 lb

TAOP120

height	58 cm	23 in
width \varnothing	120 cm	47.5 in
weight	118 kg	260 lb

SPECIFICATIONS

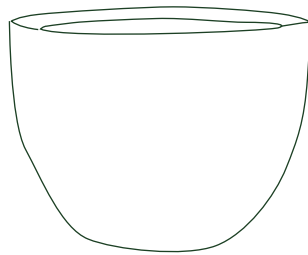
indoor & outdoor use | with drainage hole | frost-proof

technique: placed inside a mould

please note this shape needs more care if it is planted and placed outside (see "Planting Advice")



AXEL



TAXP50

height	36 cm	14.5 in
width ø	50 cm	20 in
weight	30 kg	66 lb

TAXP100

height	78 cm	31 in
width ø	100 cm	39.5 in
weight	100 kg	221 lb

TAXP60

height	45 cm	18 in
width ø	60 cm	23.5 in
weight	40 kg	88 lb

TAXP120

height	87 cm	34.5 in
width ø	120 cm	47.5 in
weight	168 kg	371 lb

TAXP70


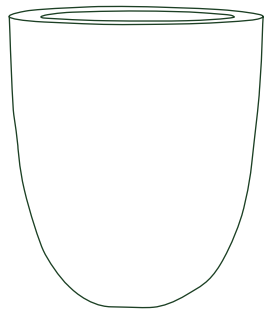
height	51 cm	20 in
width ø	72 cm	28.5 in
weight	60 kg	133 lb

SPECIFICATIONS

indoor & outdoor use | with drainage hole | frost-proof

technique: placed inside a mould

24 please note these shapes need more care if they are planted and placed outside (see "Planting Advice")



TAXV100

height	100 cm	39.5 in
width \varnothing	80 cm	31.5 in
weight	150 kg	331 lb

TAXV110

height	110 cm	43.5 in
width \varnothing	45 cm	18 in
weight	60 kg	133 lb

TAXV120

height	120 cm	47.5 in
width \varnothing	100 cm	39.5 in
weight	168 kg	371 lb

Yellow | GE



Blue | BL



Pink | RS



Green | GRE



Orange | OR



Grey-Blue | GB



Red | RO



BASTIA



Linen | LI



Powder | PO



Caramel | CA




Burgundy | BU




Elephant | EL





TBAP26

height	29 cm	11.5 in
width ø	26 cm	10.5 in
weight	7.5 kg	16.5 lb



TBAV32

height	32 cm	12.5 in
width ø	20 cm	8 in
weight	6 kg	13 lb

TBAP31

height	33.5 cm	13.5 in
width ø	31.5 cm	12.5 in
weight	10 kg	22 lb

TBAV47

height	47 cm	18.5 in
width ø	25 cm	10 in
weight	11 kg	24.5 lb

TBAP34

height	39.5 cm	15.5 in
width ø	34 cm	13.5 in
weight	13.5 kg	30 lb

TBAV52

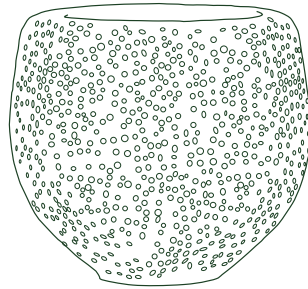
height	52 cm	20.5 in
width ø	29.5 cm	11.5 in
weight	20.5 kg	45 lb

SPECIFICATIONS

indoor use | without drainage hole | waterproof | not frost-proof
 technique: rotated inside a mould



BATUR



TBP45

height	40 cm	16 in
width ø	44 cm	17.5 in
opening ø	23 cm	9 in
weight	30 kg	66 lb

TBP65

height	57 cm	22.5 in
width ø	60 cm	23.5 in
opening ø	33 cm	13 in
weight	50 kg	110 lb

TBP55

height	52 cm	20.5 in
width ø	55 cm	22 in
opening ø	29 cm	11.5 in
weight	40 kg	88 lb

TBP77



height	66 cm	26 in
width ø	70 cm	27.5 in
opening ø	38 cm	15 in
weight	80 kg	177 lb

SPECIFICATIONS

indoor & outdoor use | with drainage hole | frost-proof

technique: placed inside a mould

please note these shapes need more care if they are planted and placed outside (see "Planting Advice")



TBSTONE55

height	32 cm	12.5 in
width	55 x 40 cm	22 x 16 in
weight	30 kg	66 lb

TBV120

height	120 cm	48 in
width \varnothing	48 cm	19 in
opening \varnothing	29 cm	11 in
weight	100 kg	221 lb

TBSTONE70

height	44 cm	17.5 in
width	70 x 55 cm	27.5 x 22 in
weight	50 kg	110 lb

Silver | ZI



Black Metallic | ZM



BILBAO



Natural White | NW1

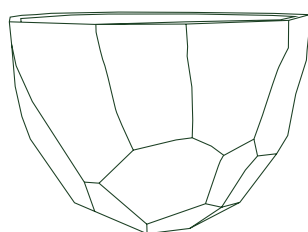


Natural Sand | NGRI



Natural Red | NRO





TPB60

height	45 cm	18 in
width \varnothing	60 cm	23.5 in
weight	34 kg	75 lb

TPB75

height	55 cm	22 in
width \varnothing	75 cm	29.5 in
weight	47 kg	104 lb

TPB100

height	71 cm	28 in
width \varnothing	100 cm	39.5 in
weight	104 kg	230 lb

SPECIFICATIONS

indoor & outdoor use | with drainage hole | frost-proof
 technique: placed inside a mould



Natural Grey | NGRI



Natural Swamp | NSW

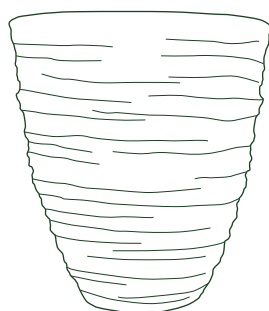


Natural Red | NRO




Natural Black | NZW





TDP60

height	64 cm	26 in
width ø	60 cm	23.5 in
weight	50 kg	110 lb



TDV110

height	110 cm	43.5 in
width ø	80 cm	31.5 in
weight	117 kg	258 lb

TDP75

height	80 cm	31.5 in
width ø	75 cm	29.5 in
weight	80 kg	177 lb

TDV135

height	135 cm	53.5 in
width ø	85 cm	33.5 in
weight	136 kg	230 lb

SPECIFICATIONS

indoor & outdoor use | with drainage hole | frost-proof
 technique: placed inside a mould

ESPOO



Natural White | NWI



Natural Grey | NGRI

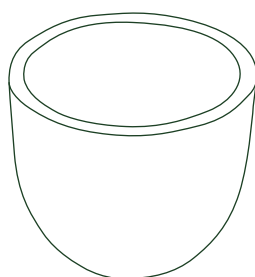


Natural Red | NRO



Natural Black | NZW





TEP20

height	18 cm	7 in
width \varnothing	20 cm	8 in
weight	3.5 kg	8 lb
set of 4		

TEP30

height	26 cm	10.5 in
width \varnothing	30 cm	12 in
weight	10.5 kg	23 lb
set of 2		

TEP40

height	35 cm	14 in
width \varnothing	40 cm	16 in
weight	15.5 kg	34 lb

SPECIFICATIONS

indoor & outdoor use | with drainage hole | frost-proof
 technique: rotated inside a mould



Natural White | NW1




Natural Swamp | NSW



Natural Black | NZW





TGZP50

height	44 cm	17.5 in
width ø	48 cm	19 in
weight	20 kg	44 lb

TGZP90

height	69 cm	27.5 in
width ø	88 cm	35 in
weight	100 kg	221 lb

TGZP60

height	50 cm	20 in
width ø	58 cm	23 in
weight	30 kg	66 lb

TGZP100

height	80 cm	31.5 in
width ø	98 cm	38.5 in
weight	140 kg	309 lb

TGZP70

height	60 cm	23.5 in
width ø	68 cm	27 in
weight	50 kg	110 lb

TGZP120

height	97 cm	38.5 in
width ø	118 cm	46.5 in
weight	200 kg	441 lb

SPECIFICATIONS

indoor & outdoor use | with drainage hole | frost-proof


technique: placed inside a mould

please note this shape needs more care if it is planted and placed outside (see "Planting Advice")

HAVANA



HAVANA



TPLH80

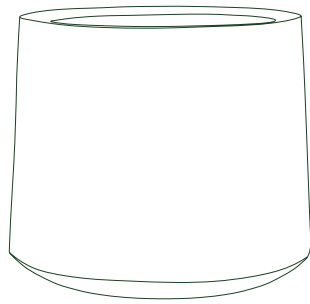
height	27 cm	10.5 in
width \varnothing	80 cm	31.5 in
opening \varnothing	73 cm	29 in
weight	60 kg	133 lb

SPECIFICATIONS

indoor & outdoor use | with drainage hole | frost-proof

technique: placed inside a mould

56 please note these shapes need more care if they are planted and placed outside (see "Planting Advice")



TPH50

height	42 cm	16.5 in
width \varnothing	50 cm	20 in
opening \varnothing	40 cm	16 in
weight	35 kg	77 lb

TPH70

height	58 cm	23 in
width \varnothing	70 cm	27.5 in
opening \varnothing	57 cm	22.5 in
weight	74 kg	163 lb


TPH55

height	45 cm	18 in
width \varnothing	55 cm	22 in
opening \varnothing	45 cm	18 in
weight	41 kg	91 lb

TPH80

height	66 cm	26 in
width \varnothing	80 cm	31.5 in
opening \varnothing	67 cm	26.5 in
weight	91 kg	201 lb

Ice | ICE



Swamp | SW



Petrol | PO



Lavender | LA



Plum | PL



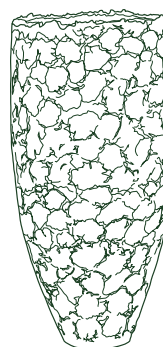
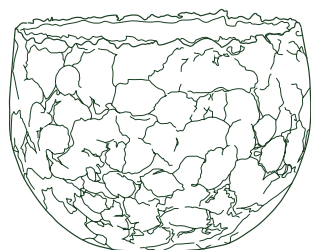


Natural Brown



Natural Black | NZW





TLAP50

height	35 cm	14 in
width ø	50 cm	20 in
weight	25 kg	55 lb

TLAV115

height	115 cm	45.5 in
width ø	47 cm	18.5 in
weight	65 kg	144 lb

TLAP60

height	47 cm	18.5 in
width ø	62 cm	24.5 in
weight	35 kg	77 lb

TLAP80

height	53 cm	21 in
width ø	73 cm	29 in
weight	60 kg	133 lb

TLAP100

height	80 cm	31.5 in
width ø	100 cm	39.5 in
weight	95 kg	210 lb

SPECIFICATIONS

indoor & outdoor use | with drainage hole | frost-proof

technique: placed inside a mould

please note these shapes need more care if they are planted and placed outside (see "Planting Advice")

LONDON




White | VWI



Black | ZW





TLO1

height	47 cm	18.5 in
width ø	47 cm	18.5 in
weight	20 kg	44 lb

TLO4

height	78 cm	31 in
width ø	78 cm	31 in
weight	75 kg	166 lb

TLO2

height	56 cm	22 in
width ø	56 cm	22 in
weight	30 kg	66 lb

TLO5

height	90 cm	35.5 in
width ø	93 cm	36.5 in
weight	120 kg	265 lb

TLO3


height	65 cm	25.5 in
width ø	65 cm	25.5 in
weight	45 kg	99 lb

SPECIFICATIONS

indoor & outdoor use | with drainage hole | frost-proof
 technique: placed inside a mould

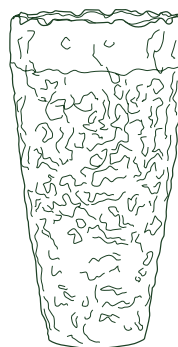
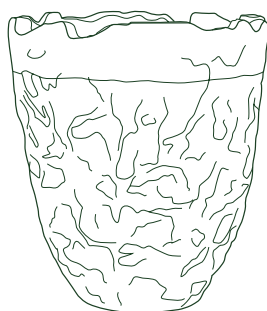


Bronze | BR



Black Metallic | ME





OLP1

height	44 cm	17.5 in
width ø	43 cm	17 in
weight	25 kg	55 lb

OLV1

height	72 cm	28.5 in
width ø	47 cm	18.5 in
weight	40 kg	88 lb

OLP2

height	64 cm	25.5 in
width ø	60 cm	23.5 in
weight	60 kg	133 lb

OLV110

height	110 cm	43.5 in
width ø	60 cm	23 in
weight	75 kg	166 lb

OLP3

height	80 cm	31.5 in
width ø	74 cm	29 in
weight	90 kg	199 lb

OLV135

height	135 cm	53.5 in
width ø	83 cm	33 in
weight	135 kg	298 lb

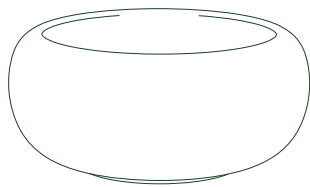
SPECIFICATIONS

indoor & outdoor use | with drainage hole | frost-proof
 technique: placed inside a mould

MELIDES

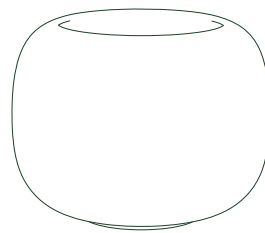


MELIDES



TMEPC43

height	43 cm	17 in
width \varnothing	100 cm	39.5 in
opening \varnothing	80 cm	31.5 in
weight	78 kg	172 lb



TMEPL65


height	65 cm	25.5 in
width \varnothing	84 cm	33 in
opening \varnothing	55 cm	21.5 in
weight	89 kg	196 lb

SPECIFICATIONS

indoor & outdoor use | with drainage hole | frost-proof


technique: placed inside a mould

74 please note these shapes need more care if they are planted and placed outside (see "Planting Advice")



TMEPM75

height	75 cm	29.5 in
width \varnothing	84 cm	33 in
opening \varnothing	56 cm	22 in
weight	111 kg	245 lb



TMEPH95

height	95 cm	37.5 in
width \varnothing	84 cm	33 in
opening \varnothing	56 cm	22 in
weight	119 kg	263 lb

Travertine | TR



Cement | CE



Khaki | KH



Smoke | SM






Natural White-Grey | W-GR



Natural Black-Grey | ZW-GR





TNP60

height	64 cm	25.5 in
width \varnothing	60 cm	23.5 in
weight	55 kg	122 lb


SPECIFICATIONS

indoor & outdoor use | with drainage hole | frost-proof
technique: placed inside a mould

NUUK



NUUK



TPN50

height	40 cm	16 in
width ø	50 cm	20 in
weight	30 kg	66 lb

TPN110

height	78 cm	31 in
width ø	110 cm	43.5 in
weight	150 kg	331 lb

TPN60

height	48 cm	19 in
width ø	60 cm	23.5 in
weight	40 kg	88 lb

TPN150

height	110 cm	43.5 in
width ø	150 cm	59 in
weight	265 kg	584 lb

TPN80


height	62 cm	24.5 in
width ø	80 cm	31.5 in
weight	70 kg	155 lb

SPECIFICATIONS

indoor & outdoor use | with drainage hole | frost-proof

technique: placed inside a mould

84 please note these shapes need more care if they are planted and placed outside (see "Planting Advice")



TVN80

height	80 cm	31.5 in
width \varnothing	55 cm	22 in
weight	65 kg	144 lb

TVN140

height	140 cm	55 in
width \varnothing	57 cm	22.5 in
weight	100 kg	221 lb

TVN120

height	120 cm	47.5 in
width \varnothing	40 cm	16 in
weight	75 kg	166 lb

TVN190

height	185 cm	73 in
width \varnothing	70 cm	27.5 in
weight	148 kg	327 lb

White | WI



Mint Green | MG



Forest Green | FG



Metal Art | MA






Natural Grey | NGRI



Natural Black | NZW





TPVB80

height	80 cm	31.5 in
width \varnothing	55 cm	22 in
weight	65 kg	144 lb

TPVB120

height	120 cm	47.5 in
width \varnothing	40 cm	16 in
weight	75 kg	166 lb

TPVB140


height	140 cm	55 in
width \varnothing	57 cm	22.5 in
weight	100 kg	221 lb

SPECIFICATIONS
indoor & outdoor use | with drainage hole | frost-proof
technique: placed inside a mould

TEXEL



TEXEL



TAXPZR50

height	36 cm	14.5 in
width ø	50 cm	20 in
weight	30 kg	66 lb

TAXPZR85

height	63 cm	25 in
width ø	85 cm	33.5 in
weight	85 kg	188 lb

TAXPZR60

height	45 cm	18 in
width ø	60 cm	23.5 in
weight	40 kg	88 lb

TAXPZR100

height	78 cm	31 in
width ø	100 cm	39.5 in
weight	100 kg	221 lb

TAXPZR70


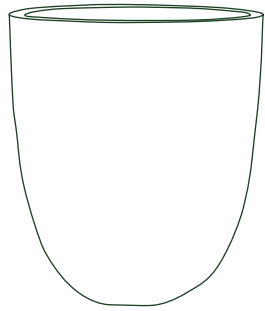
height	50 cm	20 in
width ø	70 cm	27.5 in
weight	50 kg	110 lb

TAXPZR120

height	87 cm	34.5 in
width ø	120 cm	47.5 in
weight	170 kg	375 lb

SPECIFICATIONS

indoor & outdoor use | with drainage hole | frost-proof
technique: placed inside a mould



TAXVZR100

height	100 cm	39.5 in
width \varnothing	80 cm	31.5 in
weight	145 kg	320 lb

TAXVZR110

height	110 cm	43.5 in
width \varnothing	45 cm	18 in
weight	58 kg	128 lb

TAXVZR120

height	120 cm	47.5 in
width \varnothing	100 cm	39.5 in
weight	170 kg	375 lb

Natural White | NW1



Natural Sand | NSA



Natural Red | NRO



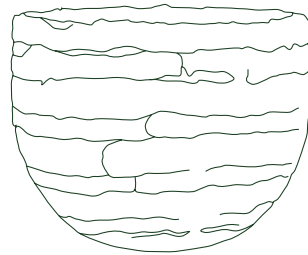
Natural Black | NZW





Natural Black – Natural Black | BB





TVIP50

height	35 cm	14 in
width ø	50 cm	20 in
weight	31 kg	69 lb

TVIP80

height	53 cm	21 in
width ø	73 cm	29 in
weight	80 kg	177 lb

TVIP60

height	47 cm	18.5 in
width ø	60 cm	23.5 in
weight	54 kg	119 lb


TVIP110

height	78 cm	31 in
width ø	110 cm	43.5 in
weight	190 kg	419 lb

SPECIFICATIONS

indoor & outdoor use | with drainage hole | frost-proof
 technique: placed inside a mould

CORTEN STEEL



As the years come and go, the seasons pass and the weather changes, Domani's corten steel vessels are slowly brought to life. Their colour shifts gradually from steel grey to vibrant orange, then to dark red and finally to deep brown. Corten steel, fittingly also called weathering steel, is continuously transformed by the elements, getting more beautiful as time passes.

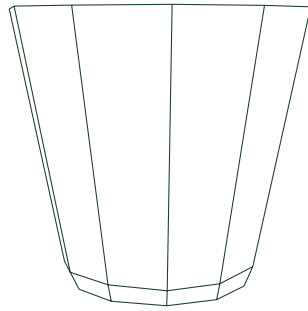
The metal alloy consists of iron, to which copper, phosphorus and chromium have been added, making it weather resistant. This resistance is caused by the oxidation that occurs when the metal is exposed to the elements. The wind and rain create the protective outer layer and patina which, in turn, eternally protects the base material against further weathering. In its initial stages, corten steel will shed some of its layer of rust. This process slowly subsides to form a stable base coat.

The oxidation process takes months, or even years, depending on the conditions. This is why all corten steel that we use in our manufacturing process has been treated to achieve the effect of approximately a year of natural ageing. The outcome is a steel structure that can be used outside for decades to come.

COPENHAGEN



COPENHAGEN

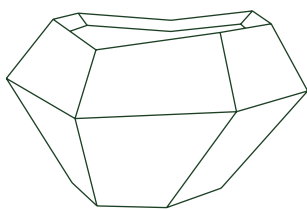


CCP170

height	148 cm	58.5 in
width \varnothing	170 cm	67 in
weight	275 kg	607 lb



CORTINA

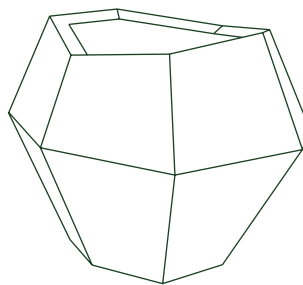


CC11L

height	69 cm	27.5 in
width	118 x 102 cm	46.5 x 40.5 in
weight	66 kg	146 lb

CC13L

height	81 cm	32 in
width	137 x 119 cm	54 x 47 in
weight	97 kg	214 lb



CC10H

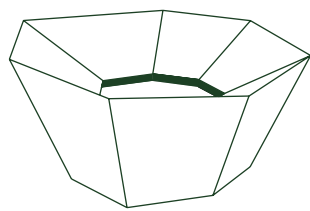
height	75 cm	29.5 in
width	104 x 90 cm	41 x 35.5 in
weight	57 kg	126 lb

CC11H

height	86 cm	34 in
width	118 x 102 cm	46.5 x 40.5 in
weight	75 kg	166 lb

CC13H

height	100 cm	39.5 in
width	137 x 119 cm	54 x 47 in
weight	100 kg	221 lb



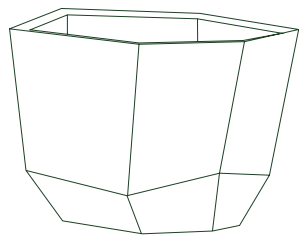
CC13F

height	55 cm	22 in
width	140 x 120 cm	55 x 47.5 in
weight	91 kg	201 lb

HAGANE

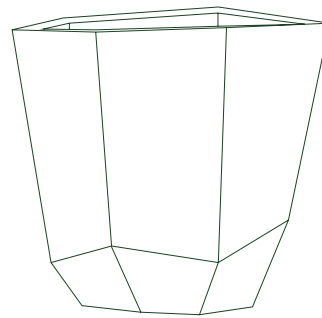


HAGANE



CHP9L

height	64 cm	25 in
width	92 x 75 cm	36 x 29.5 in
weight	48 kg	106 lb



CHP10H

height	84 cm	33 in
width	101 x 90 cm	40 x 35.5 in
weight	60 kg	132 lb



CH14F

height	20 cm	8 in
width \varnothing	141 cm	55.5 in
weight	85 kg	187 lb

ZINC




Our admiration for zinc stems from its natural beauty. As it weathers, this smooth and shiny metal develops an attractive dappled patina. When zinc is exposed to humidity, natural oxidation occurs and it forms its own protective armour. As time passes, nature and the environment slowly adorn zinc with a unique and ever-evolving finish.

Since the beginning of time, zinc has been used to conceive ornate, decorative and useful objects through delicate craftsmanship. Practical uses of zinc can be traced back to ancient Greece, where variants of the supple metal were used to fabricate lightweight yet strong objects. Zinc is a highly sustainable choice. Refining it takes less energy than is needed by many other metals, and it is almost entirely recyclable.

The zinc used for Domani's pots contains titanium, which adds to its inherent high resistance to corrosion. This unique composition ensures that our zinc products have the ability to self-heal. The malleable characteristics of zinc lay the foundation for the way we form and finish the pots to a very exacting standard with strong and consistent joins.



COLUMN

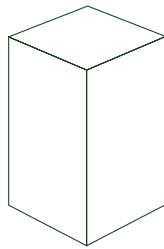


HZZV1

height	90 cm	35.5 in
width	30 x 30 cm	12 x 12 in
weight	15 kg	33 lb

HZZV2

height	120 cm	47.5 in
width	30 x 30 cm	12 x 12 in
weight	20 kg	44 lb




HZZV60

height	60 cm	23.5 in
width	35 x 35 cm	14 x 14 in
weight	10 kg	22 lb

HZZV90

height	90 cm	35.5 in
width	35 x 35 cm	14 x 14 in
weight	12 kg	27 lb



HZZV120

height	120 cm	47.5 in
width	35 x 35 cm	14 x 14 in
weight	15 kg	33 lb

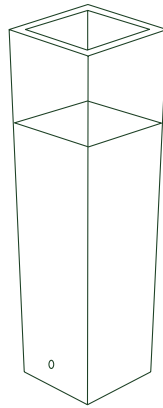
HZZV140

height	140 cm	55 in
width	35 x 35 cm	14 x 14 in
weight	20 kg	44 lb

COLUMN POT



COLUMN POT

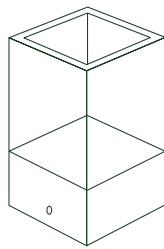


HZZPC90

height	90 cm	35.5 in
width	40 x 40 cm	16 x 16 in
border	2 cm	1 in
depth	30 cm	12 in
weight	15 kg	33 lb

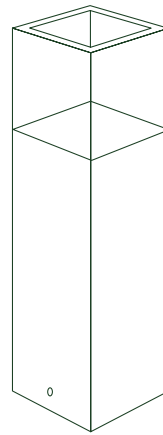
HZZPC120

height	120 cm	47.5 in
width	40 x 40 cm	16 x 16 in
border	2 cm	1 in
depth	30 cm	12 in
weight	40 kg	88 lb



HZZP60

height	60 cm	23.5 in
width	35 x 35 cm	14 x 14 in
border	2 cm	1 in
depth	40 cm	16 in
weight	10 kg	22 lb



HZZP120

height	120 cm	47.5 in
width	35 x 35 cm	14 x 14 in
border	2 cm	1 in
depth	40 cm	16 in
weight	15 kg	33 lb

HZZP90


height	90 cm	35.5 in
width	35 x 35 cm	14 x 14 in
border	2 cm	1 in
depth	40 cm	16 in
weight	13 kg	29 lb

HZZP140

height	140 cm	55 in
width	35 x 35 cm	14 x 14 in
border	2 cm	1 in
depth	40 cm	16 in
weight	20 kg	44 lb



COOLTABLE



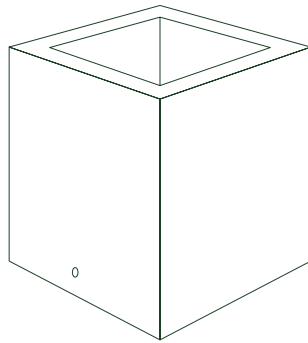
MZCT110

height	33 cm	13 in
width \varnothing	110 cm	43.5 in
inner hole \varnothing	50 cm	20 in
weight	15 kg	33 lb

CUBIC



CUBIC



HZCR40

height	40 cm	16 in
width	40 x 40 cm	16 x 16 in
border	4 cm	1.5 in
weight	10 kg	22 lb

HZCR70

height	70 cm	27.5 in
width	70 x 70 cm	27.5 x 27.5 in
border	7 cm	3 in
weight	25 kg	55 lb

HZCR50

height	50 cm	20 in
width	50 x 50 cm	20 x 20 in
border	5 cm	2 in
weight	15 kg	33 lb

HZCR80

height	80 cm	31.5 in
width	80 x 80 cm	31.5 x 31.5 in
border	8 cm	3 in
weight	40 kg	88 lb

HZCR60

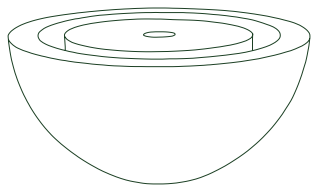
height	60 cm	23.5 in
width	60 x 60 cm	23.5 x 23.5 in
border	6 cm	2.5 in
weight	20 kg	44 lb

HZCR100

height	100 cm	39.5 in
width	100 x 100 cm	39.5 x 39.5 in
border	10 cm	4 in
weight	85 kg	188 lb

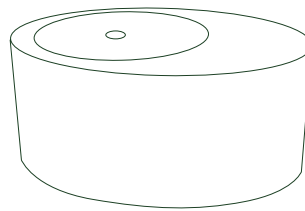


FOUNTAINS



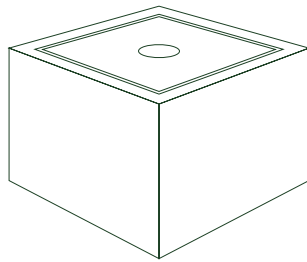
HZRF100

height	50 cm	20 in
width \varnothing	100 cm	39.5 in
volume	80 l	22 gal
weight	30 kg	66 lb



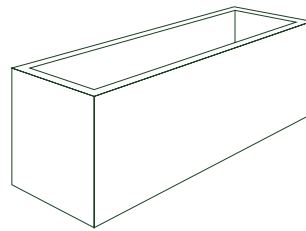
HZORF120

height	50 cm	20 in
width \varnothing	120 x 90 cm	47.5 x 35.5 in
volume	130 l	35 gal
weight	55 kg	122 lb



HZCF50

height	50 cm	20 in
width	80 x 80 cm	31.5 x 31.5 in
volume	120 l	32 gal
weight	35 kg	77 lb



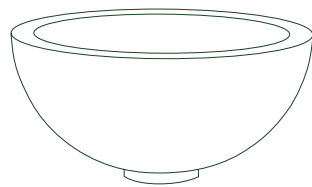
HZFR200

height	60 cm	23.5 in
width	200 x 60 cm	79 x 23.5 in
border	4 cm	1.5 in
volume	330 l	88 gal
weight	280 kg	618 lb

HALF BOWL



HALF BOWL



HZHB60

height	30 cm	12 in
width ø	60 cm	23.5 in
border	6 cm	2.5 in
weight	8 kg	18 lb

HZHB120

height	60 cm	23.5 in
width ø	120 cm	47.5 in
border	12 cm	5 in
weight	41 kg	91 lb

HZHB80

height	40 cm	16 in
width ø	80 cm	31.5 in
border	8 cm	3 in
weight	13 kg	29 lb

HZHB150

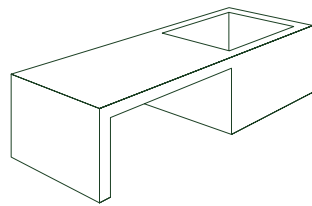
height	75 cm	29.5 in
width ø	150 cm	59 in
border	15 cm	6 in
weight	80 kg	177 lb

HZHB100

height	48 cm	19 in
width ø	96 cm	38 in
border	10 cm	4 in
weight	26 kg	58 lb



IN/OUT



MZI132

height	44 cm	17.5 in
width	132 x 66 cm	52 x 26 in
opening	56 x 57 cm	22 x 22.5 in
weight	36 kg	80 lb

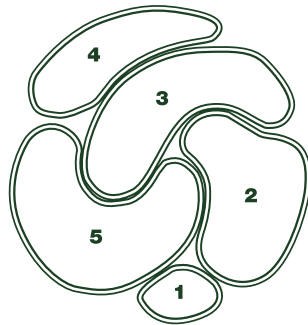
MZI198

height	44 cm	17.5 in
width	198 x 66 cm	78 x 26 in
opening	56 x 57 cm	22 x 22.5 in
weight	70 kg	155 lb

LABYRINTH



LABYRINTH



1 HZLA1-45

height	45 cm	18 in
width	80 x 52 cm	31.5 x 20.5 in
weight	15 kg	33 lb

4 HZLA4-45

height	45 cm	18 in
width	205 x 81 cm	81 x 32 in
weight	50 kg	110 lb

2 HZLA2-45

height	45 cm	18 in
width	170 x 127 cm	67 x 50 in
weight	47 kg	104 lb

5 HZLA5-45

height	45 cm	18 in
width	186 x 116 cm	73.5 x 46 in
weight	58 kg	128 lb

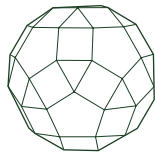
3 HZLA3-45

height	45 cm	18 in
width	110 x 228 cm	43.5 x 90 in
weight	55 kg	122 lb



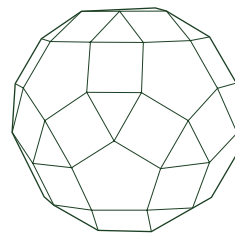
ORNAMENTS

ORNAMENTS




HZBAL1

height	40 cm	16 in
width \varnothing	40 cm	16 in
weight	10 kg	22 lb



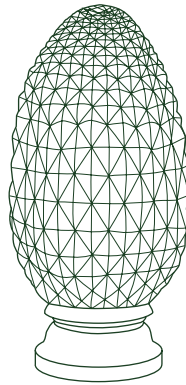
HZBAL2

height	80 cm	31.5 in
width \varnothing	80 cm	31.5 in
weight	15 kg	33 lb




HZAG

height	100 cm	39.5 in
width ø	50 cm	20 in
weight	20 kg	44 lb



HZD2

height	125 cm	49.5 in
width ø	60 cm	23.5 in
weight	20 kg	44 lb



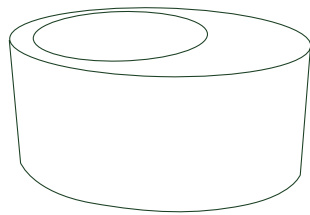
HZIZ80

height	55 cm	22 in
widt ø	80 cm	31.5 in
weight	30 kg	66 lb

OVAL ROUND



OVAL ROUND



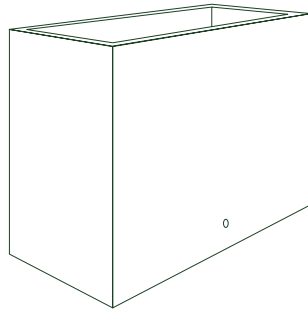
HZORB120

height	50 cm	20 in
width \varnothing	120 x 90 cm	47.5 x 35.5 in
inner hole \varnothing	70 cm	27.5 in
weight	45 kg	99 lb

HZORB200

height	60 cm	23.5 in
width \varnothing	200 x 165 cm	78 x 65 in
inner hole \varnothing	130 cm	52 in
weight	120 kg	265 lb

RECTANGULAR



HZRE1

height	35 cm	14 in
width	52 x 23 cm	20.5 x 9 in
border	2 cm	1 in
weight	5 kg	11 lb

HZRE3

height	60 cm	23.5 in
width	88 x 39 cm	35 x 15.5 in
border	3 cm	1.5 in
weight	20 kg	44 lb

HZRE2

height	48 cm	19 in
width	75 x 32 cm	29.5 x 12.5 in
border	2 cm	1 in
weight	10 kg	22 lb

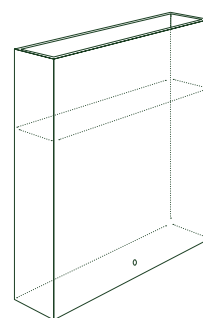
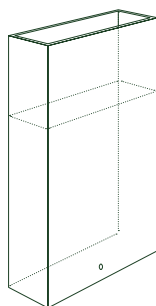
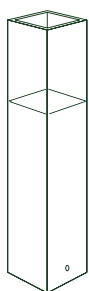
HZRE4

height	60 cm	23.5 in
width	100 x 60 cm	39.5 x 23.5 in
border	4 cm	1.5 in
weight	30 kg	66 lb



RECTANGULAR HIGH

RECTANGULAR HIGH



HZREH1

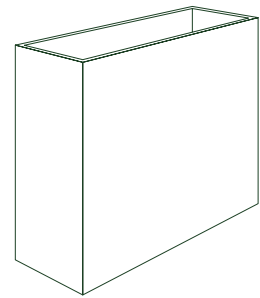
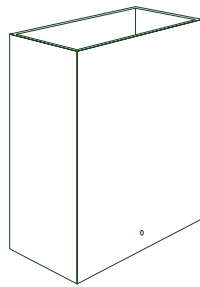

height	90 cm	35.5 in
width	20 x 20 cm	8 x 8 in
border	2 cm	1 in
depth	40 cm	16 in
weight	15 kg	33 lb

HZREH2

height	90 cm	35.5 in
width	60 x 20 cm	23.5 x 8 in
border	2 cm	1 in
depth	40 cm	16 in
weight	35 kg	77 lb

HZREH3

height	90 cm	35.5 in
width	90 x 20 cm	35.5 x 8 in
border	2 cm	1 in
depth	40 cm	16 in
weight	45 kg	99 lb



HZREH4

height	90 cm	35.5 in
width	40 x 40 cm	16 x 16 in
border	2 cm	1 in
weight	25 kg	55 lb

HZREH5

height	90 cm	35.5 in
width	80 x 40 cm	31.5 x 16 in
border	2 cm	1 in
weight	55 kg	122 lb


HZREH6

height	90 cm	35.5 in
width	120 x 40 cm	47.5 x 16 in
border	2 cm	1 in
weight	90 kg	199 lb

ROUND CONICAL



ROUND CONICAL



HZRR1

height	40 cm	16 in
width \varnothing	40 x 30 cm	16 x 12 in
border	5 cm	2 in
weight	6 kg	13 lb

HZRR3

height	60 cm	23.5 in
width \varnothing	60 x 40 cm	23.5 x 16 in
border	10 cm	4 in
weight	13 kg	29 lb

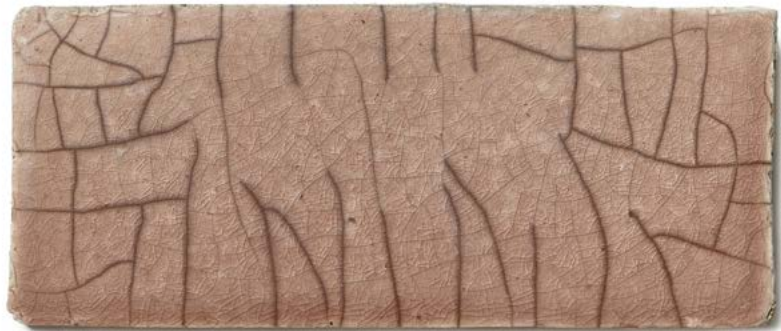
HZRR2

height	50 cm	20 in
width \varnothing	50 x 35 cm	20 x 14 in
border	8 cm	3 in
weight	9 kg	20 lb

HZRR4

height	80 cm	31.5 in
width \varnothing	80 x 55 cm	31.5 x 22 in
border	13 cm	5 in
weight	24 kg	53 lb

RAKU



Steeped in history, Raku firing is a method of making pottery as an intricate and abstract art form. Unpredictable and uncontrollable, the beauty of Raku firing dates back to 16th-century Japan, and its natural firing process relies on the elements of fire, air, earth and water. The inconsistent and entirely random beauty of a Raku clay object is created purely by chance, unencumbered by human interference.

Domani's Raku pottery is shaped and moulded rather than thrown. It is then baked at a lower temperature than is typically used when making ceramics. Whether glazed or not, the pottery is taken out of the kiln and quickly exposed to combustible materials during a rapid cooling process, which is what creates its signature shades and patterns.

When our Raku clay pieces are removed from the kiln, they are exposed to coal that rapidly ignites. The porous clay absorbs the smoke during combustion, causing the distinctive dark hues on the unglazed sections of the pieces. The ensuing rapid cooling makes the glaze crack into a myriad of veins, creating a pattern that is unique to each and every piece.

MINSK



Pearl White | PW



Aubergine | AU



Cloud | CL



Brick | BK



Mint | MI



Smoky Quartz | SQ

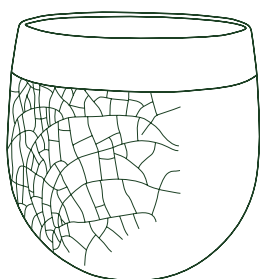


Swamp | SW



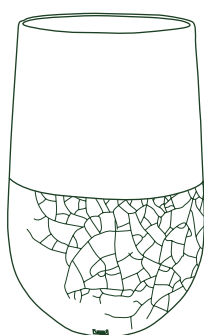
Khole Black | KB





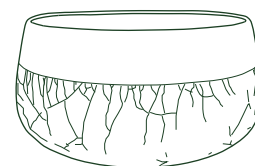
TMBH16

height	16 cm	6.5 in
width ø	16 cm	6.5 in
weight	1.5 kg	3.5 lb
set of 4		



TMVH24

height	24 cm	9.5 in
width ø	15 cm	6 in
weight	2 kg	4.5 lb
set of 2		



TMBL26

height	12 cm	4.5 in
width ø	26 cm	10 in
weight	3.5 kg	7.5 lb

TMBH20

height	20 cm	8 in
width ø	20 cm	8 in
weight	2.5 kg	5.5 lb

TMVH31

height	31 cm	12 in
width ø	18 cm	7 in
weight	4 kg	9 lb

TMBL35

height	26 cm	10 in
width ø	35 cm	14 in
weight	5.5 kg	12 lb

TMBH26

height	26 cm	10.5 in
width ø	28 cm	11 in
weight	4.5 kg	10 lb

TMVH40

height	40 cm	16 in
width ø	22 cm	8.5 in
weight	6.5 kg	14.5 lb

TMBH35


height	35 cm	14 in
width ø	32 cm	12.5 in
weight	10 kg	22 lb

SPECIFICATIONS

indoor use | without drainage hole | waterproof | not frost-proof
 technique: rotated inside a mould

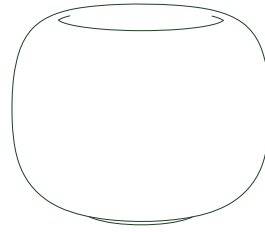


MUDA



TMUR19

height	19 cm	7.5 in
width \varnothing	35 cm	13.8 in
opening \varnothing	23 cm	9.1 in
weight	4.5 kg	9.9 lb




TMUR23

height	23 cm	9.1 in
width \varnothing	30 cm	11.8 in
opening \varnothing	17 cm	6.7 in
weight	4.5 kg	9.9 lb

SPECIFICATIONS


indoor use | without drainage hole | waterproof | not frost-proof

technique: rotated inside a mould



TMUR30

height	30 cm	11.8 in
width \varnothing	34 cm	13.4 in
opening \varnothing	23 cm	9.1 in
weight	6.5 kg	14.3 lb



TMUR35

height	35 cm	13.8 in
width \varnothing	32 cm	12.6 in
opening \varnothing	18 cm	7.1 in
weight	7.5 kg	16.5 lb

Moon Grey | MGR



COLOUR & TEXTURE SWATCH OVERVIEW



Cement | CE
MELIDES



Yellow | GE
AXEL



Cloud | CL
MINSK



White | WI
NUUK



Swamp | SW
MINSK



Ice | ICE
HAVANA



White | VWI
LONDON



Green | GRE
AXEL



Purple | PU
ALBI



Travertine | TR
MELIDES



Mint | MI
MINSK



Lavender | LA
HAVANA



Pearl White | PW
MINSK



Mint Green | MG
NUUK



Blue | BL
AXEL



Natural White - Grey | W-GR
NARA



Swamp | SW
HAVANA



Petrol | PO
HAVANA



Natural White | NWI
ATLANTIS NATURAL - BILBAO
ESPOO - GRAZ - TEXEL



Natural Swamp | NSW
DALA - GRAZ



Grey-Blue | GB
AXEL



Beige | BE
ALBI



Khaki | KH
MELIDES



Metal Art | MA
NUUK



Natural Grey | NGRI
DALA - ESPOO - PARIS



Green | GRE
ALBI



Smoke | SM
MELIDES



Smoky Quartz | SQ
MINSK



Forest Green | FG
NUUK



Zinc



Linen | LI
BASTIA



Aubergine | AU
MINSK



Powder | PO
BASTIA



Pink | RS
AXEL



Orange | OR
AXEL



Red | RO
AXEL



Brick | BK
MINSK



Natural Red | NRO
BILBAO · DALA · ESPOO · TEXEL



Burgundy | BU
BASTIA



Plum | PL
HAVANA



Natural Sand | NSA
ATLANTIS NATURAL
BILBAO · TEXEL



Caramel | CA
BASTIA



Copper



Corten Steel



Natural Brown
LAVA



Natural Black – Grey | ZW-GR
NARA



Bronze | BR
ATLANTIS



Silver | ZI
BATUR



Bronze | BR
LUANDA



Moon Grey | MGR
MUDA



Elephant | EL
BASTIA



Khole Black | KB
MINSK



Natural Black – Natural Black | BB
VIENNA



Natural Black | NZW
LAVA



Natural Black | NZW
ATLANTIS NATURAL · DALA
ESPOO · GRAZ · PARIS · TEXEL



Black | ZW
LONDON



Black Metallic | ZM
ATLANTIS



Black Metallic | ZM
BATUR



Black Metallic | ME
LUANDA

COLOUR COMPOSITIONS

1
White | WI
NUUK



1

2
Cement | CE
MELIDES



2

3
White | VWI
LONDON



3

4
Pearl White | PW
MINSK



4

5
Natural White | NWI
ATLANTIS NATURAL
BILBAO
ESPOO
GRAZ
TEXEL



5

6
Travertine | TR
MELIDES

7
Natural White – Grey | W-GR
NARA

8
Natural Grey | NGRI
DALA
ESPOO
PARIS

9
Beige | BE
ALBI

10
Smoky Quartz | SQ
MINSK



8



6



7




9



10




4



1



2



5



3



6

1
Mint | MI
MINSK

2
Mint Green | MG
NUUK

3
Swamp | SW
HAVANA

4
Yellow | GE
AXEL

5
Swamp | SW
MINSK

6
Green | GRE
AXEL

7
Natural Swamp | NSW
DALA
GRAZ

8
Khaki | KH
MELIDES

9
Green | GRE
ALBI

10
Forest Green | FG
NUUK



7



9



8



10



1



2



3



4

1
Cloud | CL
MINSK

2
Ice | ICE
HAVANA

3
Purple | PU
ALBI

4
Lavender | LA
HAVANA

5
Metal Art | MA
NUUK

6
Blue | BL
AXEL

7
Petrol | PO
HAVANA

8
Smoke | SM
MELIDES

9
Grey-Blue | GB
AXEL

10
Zinc



5



8



6



7



9



10



1



2



4



5

1
Linen | LI
BASTIA

2
Aubergine | AU
MINSK

3
Brick | BK
MINSK

4
Powder | PO
BASTIA

5
Pink | RS
AXEL

6
Orange | OR
AXEL

7
Red | RO
AXEL

8
Natural Red | NRO
BILBAO
DALA
ESPOO
TEXEL

9
Burgundy | BU
BASTIA

10
Plum | PL
HAVANA



3



6



8



7



9



10



1



2



3



4



5

1
Natural Sand | NSA
ATLANTIS NATURAL
BILBAO
TEXEL

2
Caramel | CA
BASTIA

3
Copper

4
Corten Steel

5
Natural Brown
LAVA

6
Bronze | BR
ATLANTIS

7
Silver | ZI
BATUR

8
Bronze | BR
LUANDA


9
Natural Black – Grey | ZW-GR
NARA



6



7



8



9



1



2



4



5



3



6

1
Moon Grey | MGR
MUDA

2
Elephant | EL
BASTIA

3
Khole Black | KB
MINSK

4
Natural Black – Natural Black | BB
VIENNA

5
Natural Black | NZW
LAVA

6
Natural Black | NZW
ATLANTIS NATURAL
DALA
ESPOO
GRAZ
PARIS
TEXEL

7
Black Metallic | ZM
ATLANTIS

8
Black Metallic | ZM
BATUR

9
Black Metallic | ME
LUANDA

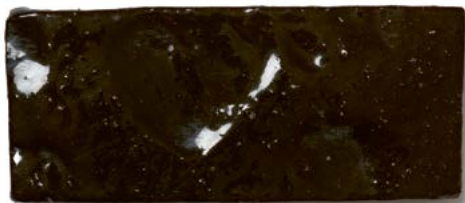
10
Black | ZW
LONDON



7



8



9



10

TECHNICAL INFORMATION

All Domani items are handmade in our own European artisan workshop.

FROST-PROOF

All our terracotta and zinc collections have a drainage hole and are frost-proof.* Please note that some shapes need more care if they are planted and placed outside.

* Atlantis TAOP60 and TAOP80 in bronze and black metallic are made without drainage holes and are not frost-proof. Bastia is not frost-proof.

RUBBER FEET

All outdoor pots are delivered with rubber feet.

DIMENSIONS AND WEIGHTS

∅ This is the outside diameter of the pot.
Please note that dimensions and weights may vary due to natural shrinkage.

PLANTING ADVICE

SIZE OF THE POT AND PLANT

In order to match a plant with a pot correctly, it is very important to pass the interior measurements of the pot to the plant or tree grower. This will ensure that suitable plants are listed early in the design phase. This is also a perfect time to assess the intended location of the pot, allowing you to identify suitable plants to achieve the best results.

PREPARATION BEFORE PLANTING

To ensure good growth and the longevity of both the plant and the planter, it is always a good idea to insulate the inside of the pot using materials that protect against the cold and the heat in harsh climates.

Never insulate the bottom of the pot, as this will block the drainage holes or pipes. Standing water at the bottom of the pot will freeze in the winter and consequently damage the roots of the plant.

POTTING SOIL

It is best to use an airy potting soil made using a mix of black soil, peat, lava, argex and compost.

For 10 m³ of potting soil:

- 3 m³ of black soil
- 1 m³ of horticultural compost
- 2 m³ of argex 8/16
- 2 m³ of lava 16/32
- 2 m³ of coarse fiber peat

Never place the plant too deeply in the pot. Covering the plant with too much soil will expose the stem to too much water and affect the air supply to the roots.

BARK CHIPS

Adding a thin layer of bark chips on top of the potting soil will protect the root ball against dehydration and will prevent excessive development of weeds.

AFTER CARE: WATERING

Plants in pots are generally sensitive to drought, mainly due to the limited space available for roots to develop and the relatively small amount of rainwater they receive. Watering is the most important thing for the successful development of plants in pots.

Drip irrigation is recommended, as the slow release of water ensures constant moistening of the root ball. If watered too little at a time, only the top layer of the root ball will be moistened and the rest of the roots will die.

The correct amount of water is not a set figure. Instead, it depends on the size of the plant and the pot, and their location. A general rule of thumb is to water two to three times per week by drip irrigation for roughly half an hour each time. Water in this way for as long as the season requires.

In high summer temperatures, plants will require more water and will need to be watered more regularly than they will in cooler winter temperatures. Also, be aware that dry climates and winds will dry out the soil faster.

AFTER CARE: FERTILISER

We advise adding a slow-release fertilizer to the soil in spring. This ensures a continuous supply of nutrients throughout the growing season. Always follow the instructions supplied by the fertilizer manufacturer carefully, and when in doubt, a lesser amount is better.

AFTER CARE: WINTER

Depending on how harsh the winter climate is, it may be a good idea to wrap the pot and plant with an insulating cloth to protect them against low temperatures and cold winds.

RUBBER FEET

To ensure firm and stable placement, all of Domani's pots and vessels come equipped with durable rubber feet. The composition of the rubber can withstand many years of exposure to the elements and will not deteriorate or lose its functional properties.

SAMPLE KIT

SAM – A BAG TO HOLD IT ALL

Sturdy yet supple, this spacious bag contains a sample set of Domani's full range of available colours and finishes, the lookbook, a copy of the catalogue and the price list. The samples come in a roll-up bag for safekeeping, which is securely fastened with thin leather straps on the outside.



CONTACT



BELGIUM

SHOWROOM | OFFICE

Vlaamsekaai 35, 2000 Antwerp, Belgium

info@domani.be

+32 3 291 44 60

Showroom by appointment only



HUNGARY

PRODUCTIONS | LOGISTICS

Ipartelep 1, 7720 Pecsvarad, Hungary

logistics@domani.hu

+36 20 279 17 71

AGENTS

FRANCE

DHARMA DESIGN
service@dharmadesign.fr
+33 1 44 78 04 14

GERMANY

NEOFAKTOR
info@neofaktor.de
+49 221 69065221

ITALY

GIORGIO CANZI
valeria@giorgiocanzi.it
+39 347 248 37 90

PORTUGAL

FEEL GREEN
wandabertolo@feelgreen.pt
+351 219 927 510

SWITZERLAND

ARTE DIFFUSIONE
office@artediffusione.ch
+41 71 952 78 78

